



UNICAMILLUS

**GUIDE TO THE COMPLETION OF THE  
ERASMUS+ APPLICATION FORM ON THE  
GOMP PORTAL FOR THE SELECTION OF  
STUDENTS ON MOBILITY SCHEMES  
DURING SEMESTER ONE OF THE  
ACADEMIC YEAR 2024/25**

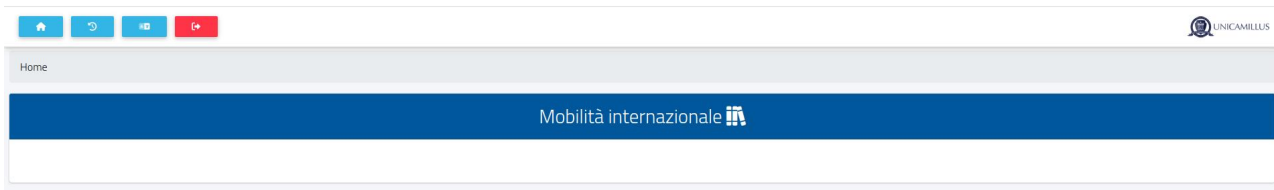
**APPLICATION SUBMISSION – GOMP PORTAL**

By logging in to your personal web page at the following URL:

<https://unicamillus-studenti.gomp.it/>

you will see **INTERNATIONAL MOBILITY** displayed at the top of the GOMP portal's homepage menu.

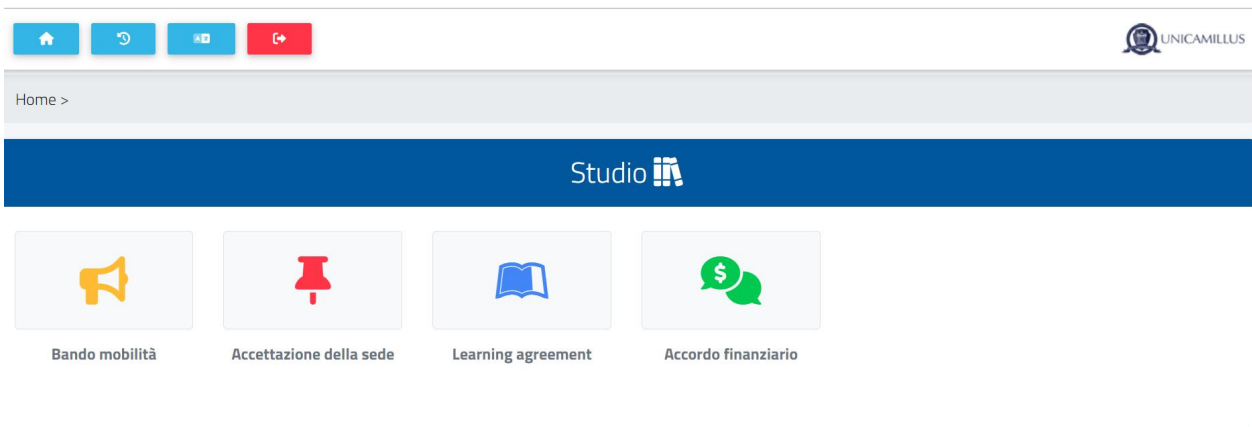
After clicking on it, you will reach the dedicated section:



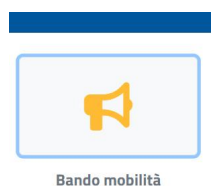
|

**HOME PAGE —————> INTERNATIONAL MOBILITY —————> EDUCATION**

From here access the following page:



After clicking on the **Mobility Call** icon,

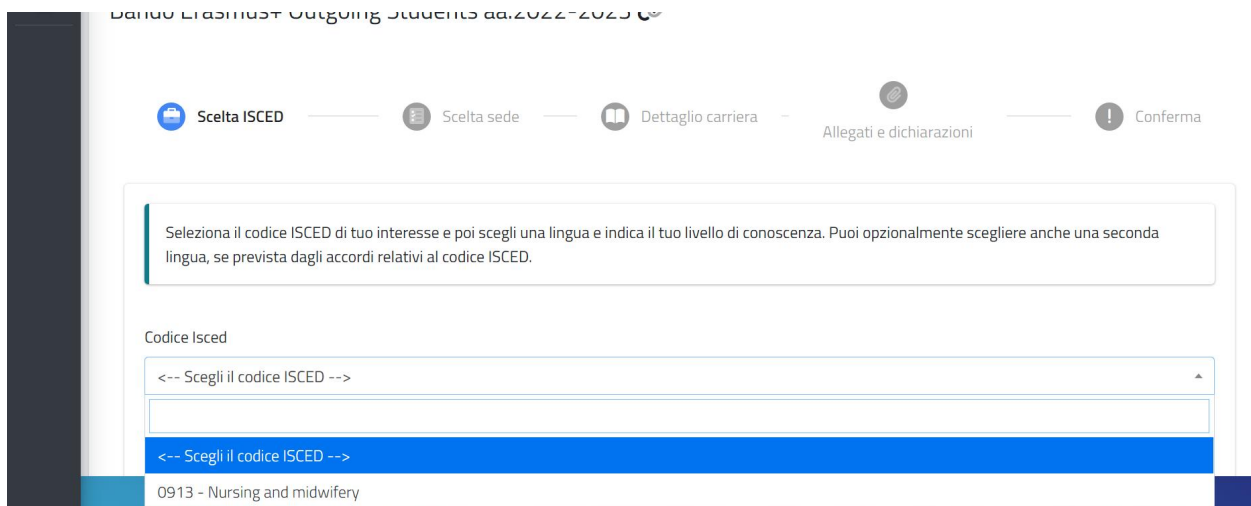


you will reach the Call for Mobility page, in which you can fill in your application form.

Please note that for help with completion of your application form, you can access the public Call for Mobility page at [www.unicamillus.org](http://www.unicamillus.org) by automatically opening a new browser window and clicking on the link near the Call for Mobility header (shortcut icon to the right of the title):

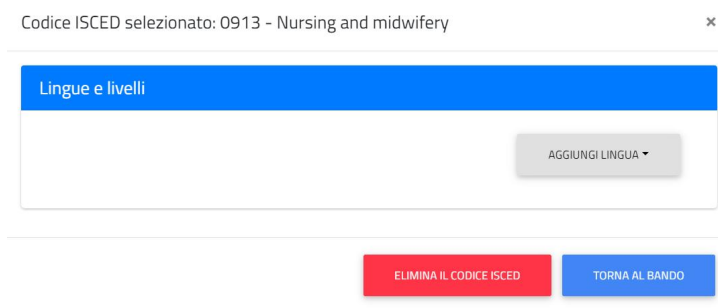
### Bando Erasmus+ Outgoing Students

On the application page of the Call please confirm the ISCED code linked to your enrolment programme (**ISCED** means 'International Standard Classification of Education') and the type of **educational mobility purpose**:



The screenshot shows a web interface for the 'Bando Erasmus+ Outgoing Students aa.2022-2023'. The navigation bar includes: Scelta ISCED (active), Scelta sede, Dettaglio carriera, Allegati e dichiarazioni, and Conferma. The main content area contains a text box with instructions: 'Seleziona il codice ISCED di tuo interesse e poi scegli una lingua e indica il tuo livello di conoscenza. Puoi opzionalmente scegliere anche una seconda lingua, se prevista dagli accordi relativi al codice ISCED.' Below this is a dropdown menu labeled 'Codice Isced' with the placeholder '<-- Scegli il codice ISCED -->'. The selected option is '0913 - Nursing and midwifery'.

Once the ISCED code has been specified, you will need to choose the language and level:



The screenshot shows a confirmation box titled 'Codice ISCED selezionato: 0913 - Nursing and midwifery'. Below the title is a blue header 'Lingue e livelli'. A grey button labeled 'AGGIUNGI LINGUA' is visible. At the bottom, there are two buttons: 'ELIMINA IL CODICE ISCED' (red) and 'TORNA AL BANDO' (blue).

Please note that the GOMP system will automatically display the choice of languages and their levels in relation to your ISCED code, your enrolment programme and the agreement locations which include this code.

Codice ISCED selezionato: 0913 - Nursing and midwifery

**Lingue e livelli**

AGGIUNGI LINGUA

Lingue selezionate

ENG - English

B1 - Livello intermedio o "di soglia"

B1+ - Livello intermedio o "di soglia" avanzato

B2 - Livello intermedio superiore

B2+ - Livello intermedio superiore avanzato

ELIMINA IL CODICE ISCED

TORNA AL BANDO

Once you have confirmed the language and the level please proceed to the next step (CHOICE OF LOCATION) by clicking on **“NEXT”**:

Scelta ISCED — Scelta sede — Dettaglio carriera — Allegati e dichiarazioni — Conferma

Seleziona il codice ISCED di tuo interesse e poi scegli una lingua e indica il tuo livello di conoscenza. Puoi opzionalmente scegliere anche una seconda lingua, se prevista dagli accordi relativi al codice ISCED.

**Are tematiche scelte**

0913 - Nursing and midwifery  
English - B1+ - Livello intermedio o "di soglia" avanzato

Finalità didattica della mobilità

Esami

AVANTI

Scelta ISCED — **Scelta sede** — Dettaglio carriera — Allegati e dichiarazioni — Conferma

Ordina le sedi qui di seguito elencate secondo la tua preferenza. L'ordine sarà preso in considerazione nella fase di generazione delle graduatorie e assegnazione delle sedi.

**Ateneo**

**E ZARAGOZ07 FUNDACION UNIVERSIDAD SAN JORGE VILLANUEVA DE GALLEGO ZARAGOZA (SPAGNA)**  
Referenti Giannetta Noemi, Carlizza Alessandra, Marcucci Fabio

Please note that the GOMP system will automatically display the choice of possible locations in relation to your ISCED code.



Ordina le sedi qui di seguito elencate secondo la tua preferenza. L'ordine sarà preso in considerazione nella fase di generazione delle graduatorie e assegnazione delle sedi.

**Ateneo**

**E ZARAGOZO7 FUNDACION UNIVERSIDAD SAN JORGE VILLANUEVA DE GALLEGOS ZARAGOZA (SPAGNA)**

Referenti Giannetta Noemi, Carlizza Alessandra, Marcuccilli Fabio

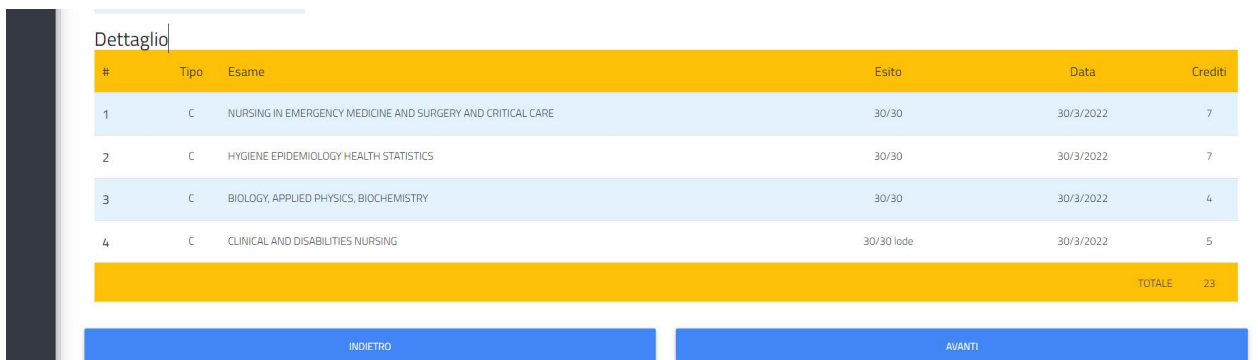
Requisiti linguistici English - B1 - Livello intermedio o "di soglia"; Spanish - B1 - Livello intermedio o "di soglia"

Selezionare la sede

To confirm your choice please select from the drop-down menu up to a maximum of 3 LOCATIONS, specifying your order of preference.

Please note that a second language specified in order of preference by the agreement location may be *OPTIONAL*.

Proceed to the next step (CAREER and WEIGHTED AVERAGE as of **18<sup>th</sup> of March 2024**) by clicking on "**NEXT**". You will reach a section in which you can check the accuracy of information concerning the courses taken during your graduate programme and your average, calculated as of 18<sup>th</sup> of March 2024:

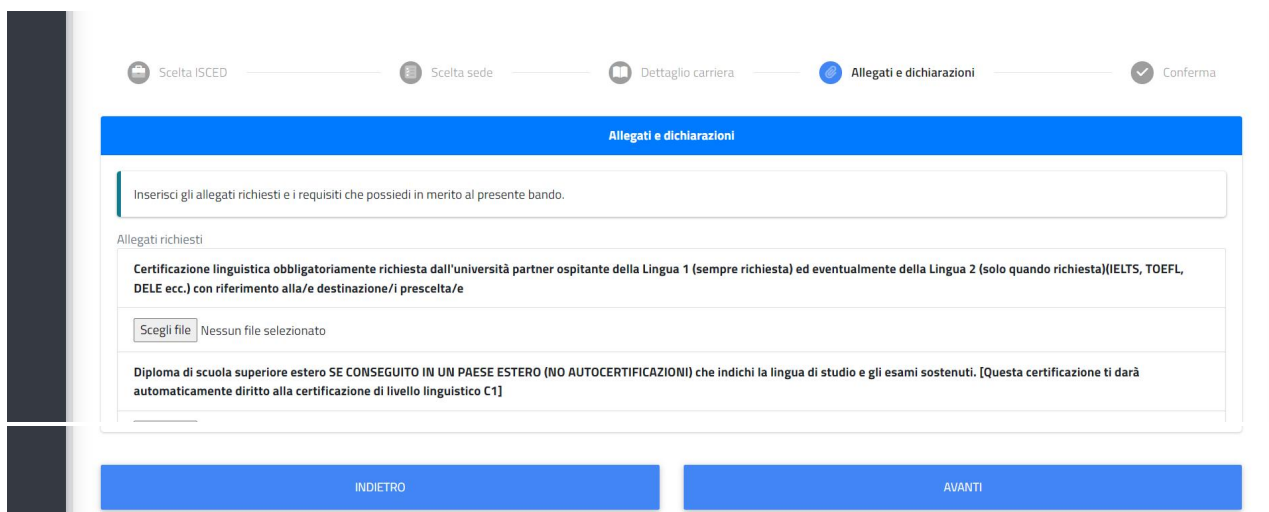


#	Tipo	Esame	Esito	Data	Crediti
1	C	NURSING IN EMERGENCY MEDICINE AND SURGERY AND CRITICAL CARE	30/30	30/3/2022	7
2	C	HYGIENE EPIDEMIOLOGY HEALTH STATISTICS	30/30	30/3/2022	7
3	C	BIOLOGY, APPLIED PHYSICS, BIOCHEMISTRY	30/30	30/3/2022	4
4	C	CLINICAL AND DISABILITIES NURSING	30/30 lode	30/3/2022	5
<b>TOTALE</b>					<b>23</b>

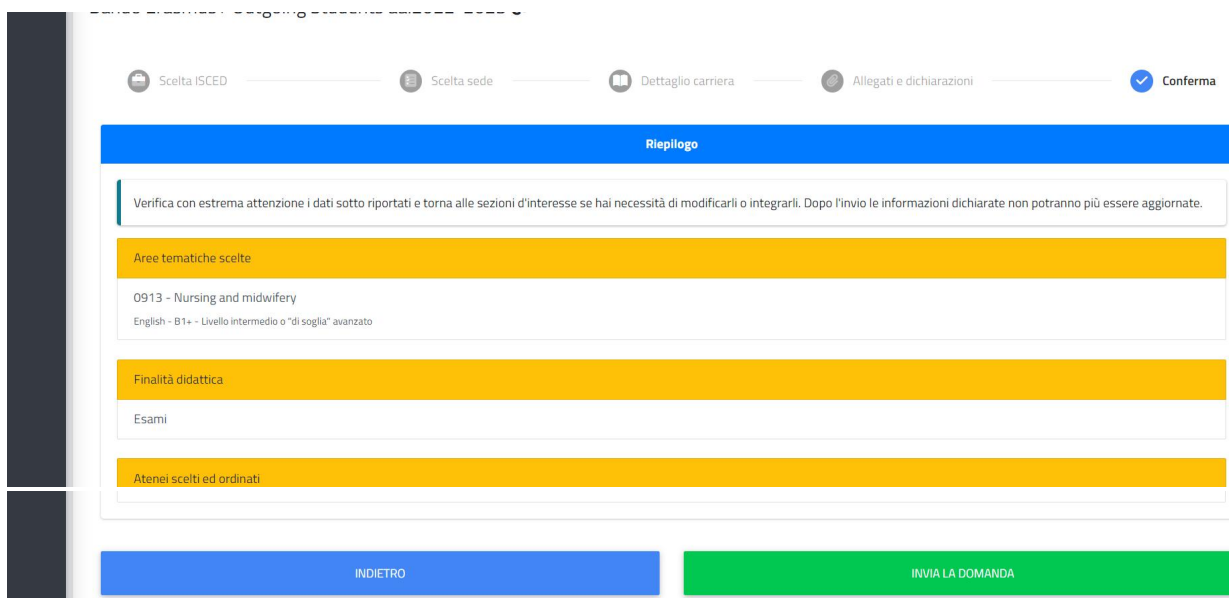
INDIETRO AVANTI

Please note that all data is automatically taken from the GOMP portal based on the date set by the Call as the deadline for submissions and the weighted average (18<sup>th</sup> of March 2024).

To proceed to the next step (ATTACHMENTS AND CERTIFICATIONS), click on "**NEXT**":



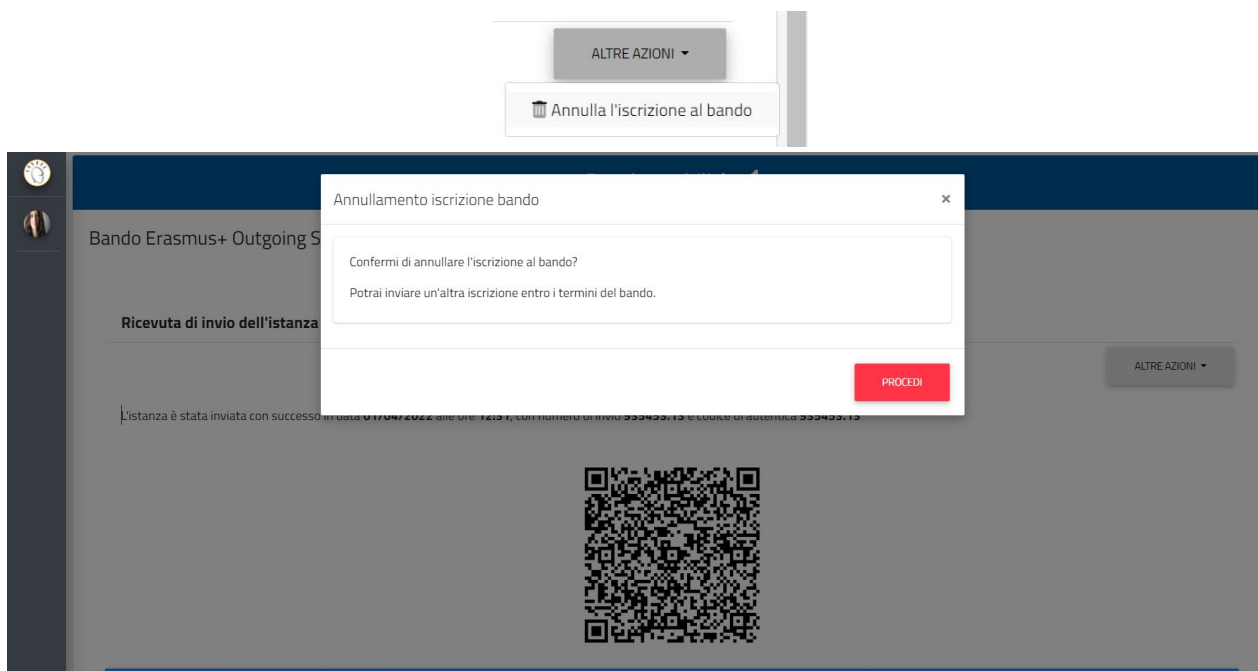
Please select from the drop-down menu the number of months (if any) of previous Erasmus mobility in the currently attended degree programme.  
 After you have downloaded, completed and attached all necessary documentation, please click on “**NEXT**” to proceed.  
 The last step of your application (CONFIRM and SUBMIT) involves carefully checking the data inputted before clicking on “**SUBMIT APPLICATION**”.



**To complete the procedure, click on “SUBMIT APPLICATION”.** A window will pop up confirming your application submission and issuing you a QR code as well as an authentication code. **You will then be able to download a PDF of your application by clicking on “DOWNLOAD APPLICATION”.** You will also simultaneously receive a confirmation email containing a PDF file of your application submission.



**Please note that you can cancel your application any time before the application deadline expires: go to CANCEL APPLICATION by clicking on “OTHER ACTIONS” --- > “CANCEL APPLICATION”:**



**By clicking on “PROCEED”, the application is cancelled and you are taken back to the beginning of the procedure.**